

Valentine Bag

©2017

cucicucicoo patterns

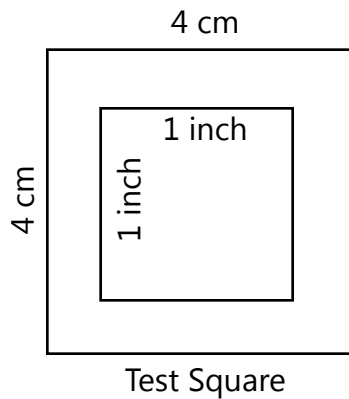
BAG BODY

Cut:

- 2 main fabric
- 2 second fabric

1 cm (3/8") seam allowance
included

Find the sewing instructions at:
[www.cucicucicoo.com/2017/01/
valentines-day-bag-tutorial/](http://www.cucicucicoo.com/2017/01/valentines-day-bag-tutorial/)





Valentine Bag

©2017

cucicucicoo patterns

STRAP 1

Join to Strap 2, then used joined piece to cut:

-1 main fabric

-1 second fabric

1 cm (3/8") seam allowance included

Join to Strap 2 here

STRAP 2

Find the sewing instructions at:

www.cucicucicoo.com/2017/01/

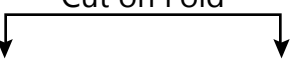
valentines-day-bag-tutorial/

Valentine Bag

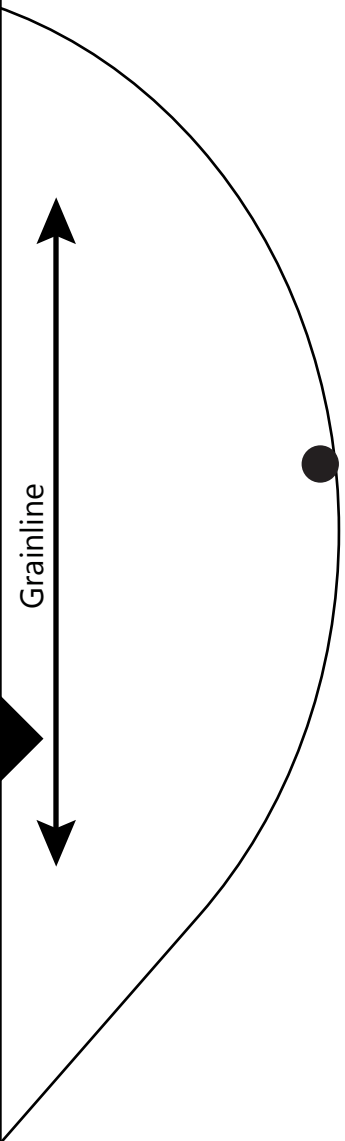
©2017

cucicucicoo patterns

Cut on Fold



Join to Strap 1 here



Grainline

Questions?
Write to me!

lisa@cucicucicoo.com

Check out my free
patterns and tutorials
at Cucicucicoo.com!